


THE RIGHT **FLATBED** EQUIPMENT

Specialized flatbed equipment – extendables, modular systems, tandem, tri-axle or quad. Air-ride, straps, chains, tarps...name it and Service Freight will supply it.



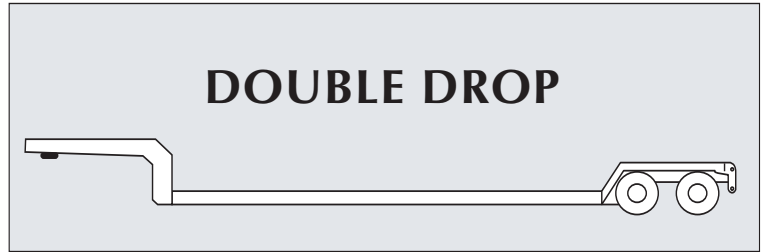
40' - 53' long deck, up to 6 and more axles for overweight product transportation.

DROP / STEP DECK



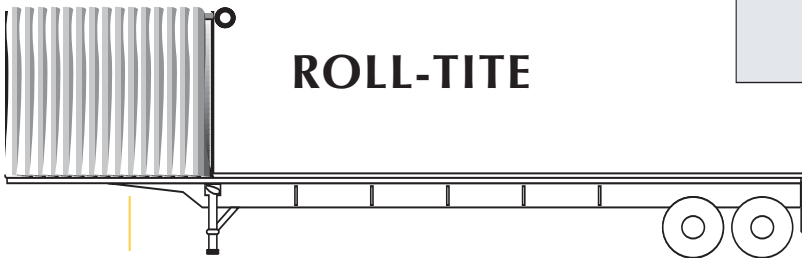
10' - 12' upper deck, 37' - 41' lower deck allows for higher freight.

DOUBLE DROP



8' - 10' upper deck, 18' - 22' lower deck allows for over legal height freight.

ROLL-TITE



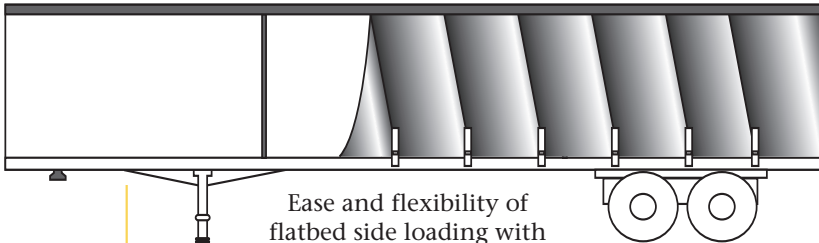
Offers the flexibility of overhead/side loading with van protection; for hard to tarp loads.

B-TRAIN



For larger loads, offers economies of scale with more deck space and weight capacity.

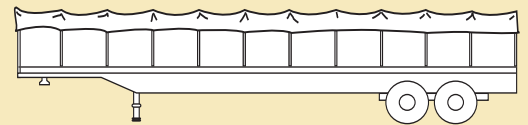
CURTAINSIDER



Ease and flexibility of flatbed side loading with dry van protection – offers solution for hard to tarp loads.

RACK AND TARP

48' - 53' of deck, removable racks and tarp



TILT 'N' LOAD



Roll off platform provides ease of loading.

CALL US FOR THE RIGHT EQUIPMENT
 (905) 319-6565
 (800) 693-9119



ServiceFreight
 SYSTEMS